


SCROLLING

HOW CAN YOU USE SCRATCH TO BUILD AN INTERACTIVE GAME?

In this project, you will create a game. This game includes interactions between sprites, score, and levels. The game is similar to Flappy Bird, where the goal is to keep an object from falling to the ground or touching certain objects.

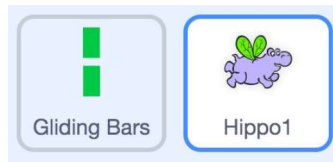


START HERE

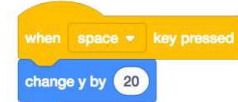
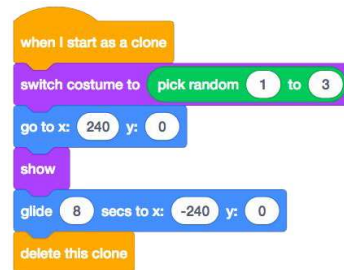
- ❑ Create two sprites: one for the player to control (helicopter) and one to avoid (gliding bars).
- ❑ Make the helicopter interactive.
- ❑ Bring your game to life by adding scripts to make the gliding bars scroll across the stage!

THINGS TO TRY

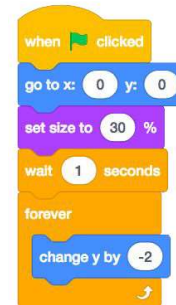
- ❑ How do you add difficulty to your game? Creating different levels, using a timer, or keeping score are a few examples of things you could do.
- ❑ Experiment with changing the look of your game by editing the backdrops!
- ❑ Explore using different key presses to control your sprites!



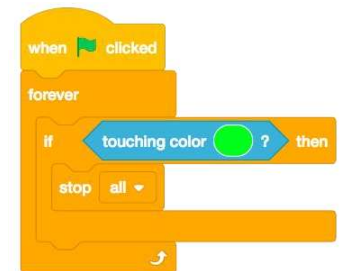
This creates clones, which are used in the script below to make the bars scroll across the screen:



Controls sprite movement



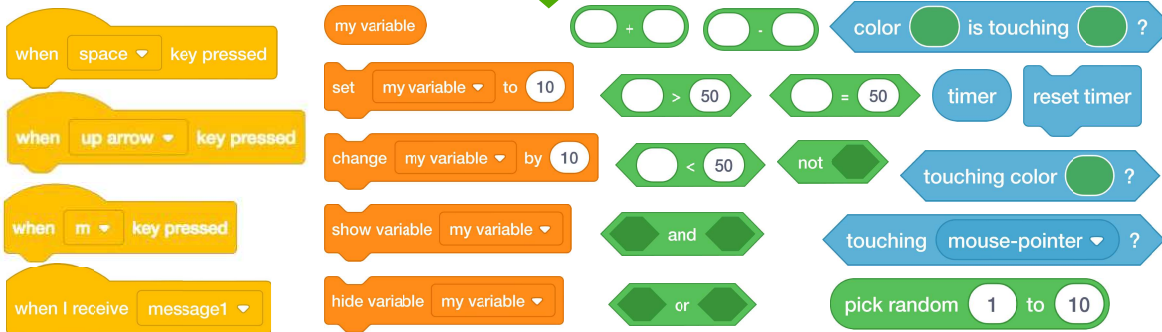
Causes sprite to constantly fall downward



Specifies when the game ends

BLOCKS TO PLAY WITH

FINISHED?



- + Add your project to the Games Studio: <http://scratch.mit.edu/studios/487504>
- + Swap games with a partner and walk each other through your creations.